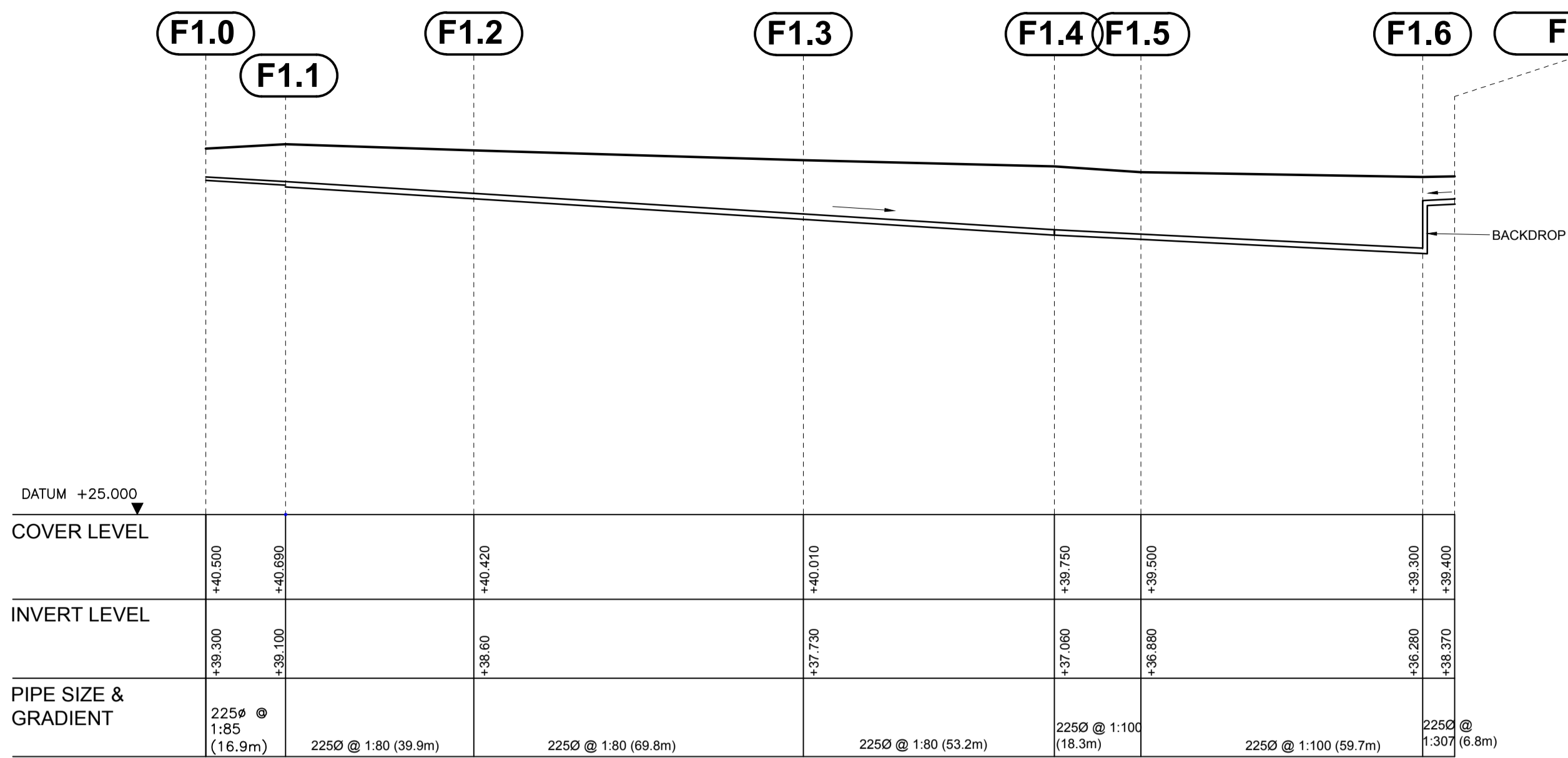


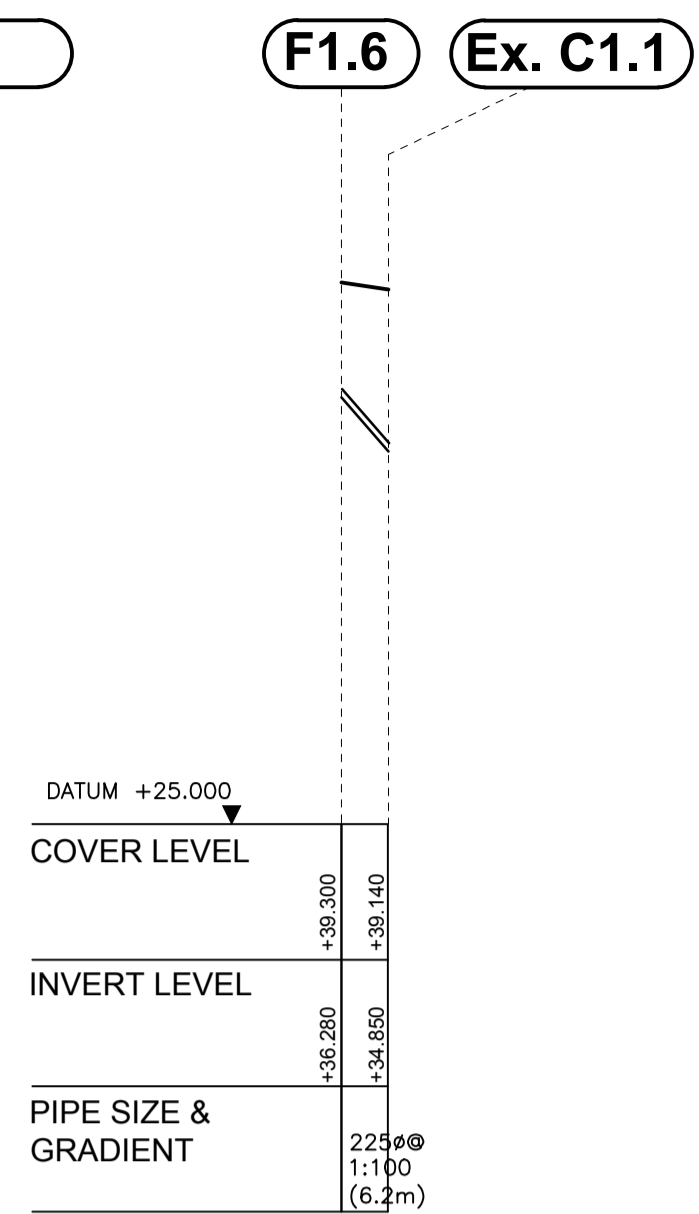
**NOTES**

1. THIS DRAWING IS TO BE READ IN CONJUNCTION WITH ALL ENGINEERS & ARCHITECT'S DRAWINGS. FIGURED DIMENSIONS ONLY (NOT SCALING) TO BE USED. WHERE A CONFLICT OF INFORMATION EXISTS OR IF IN ANY DOUBT - 'ASK'.
2. CONSULTANTS TO BE INFORMED IMMEDIATELY OF ANY DISCREPANCIES BEFORE WORK PROCEEDS.



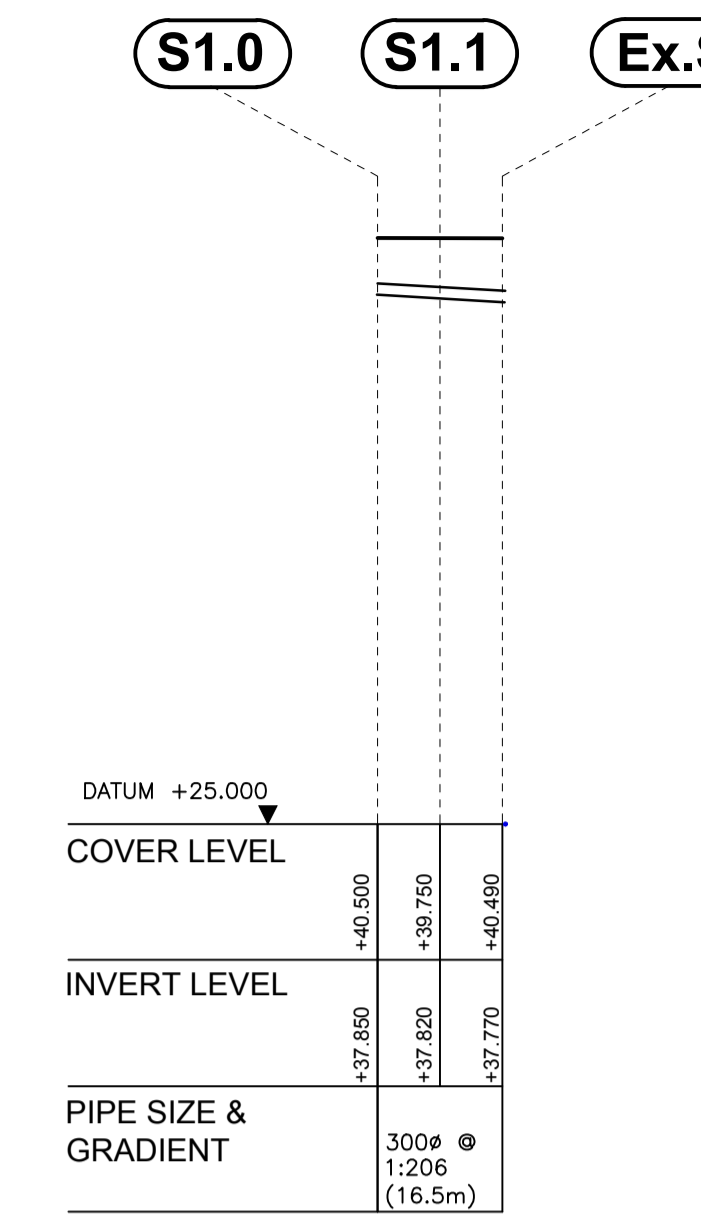
**FOUL DRAINAGE LONGITUDINAL SECTION  
MH F1.0 - MH F2.0**

HORIZONTAL SCALE 1:1000 @ A1; 1:200 @ A3  
VERTICAL SCALE 1:200 @ A1; 1:400 @ A3



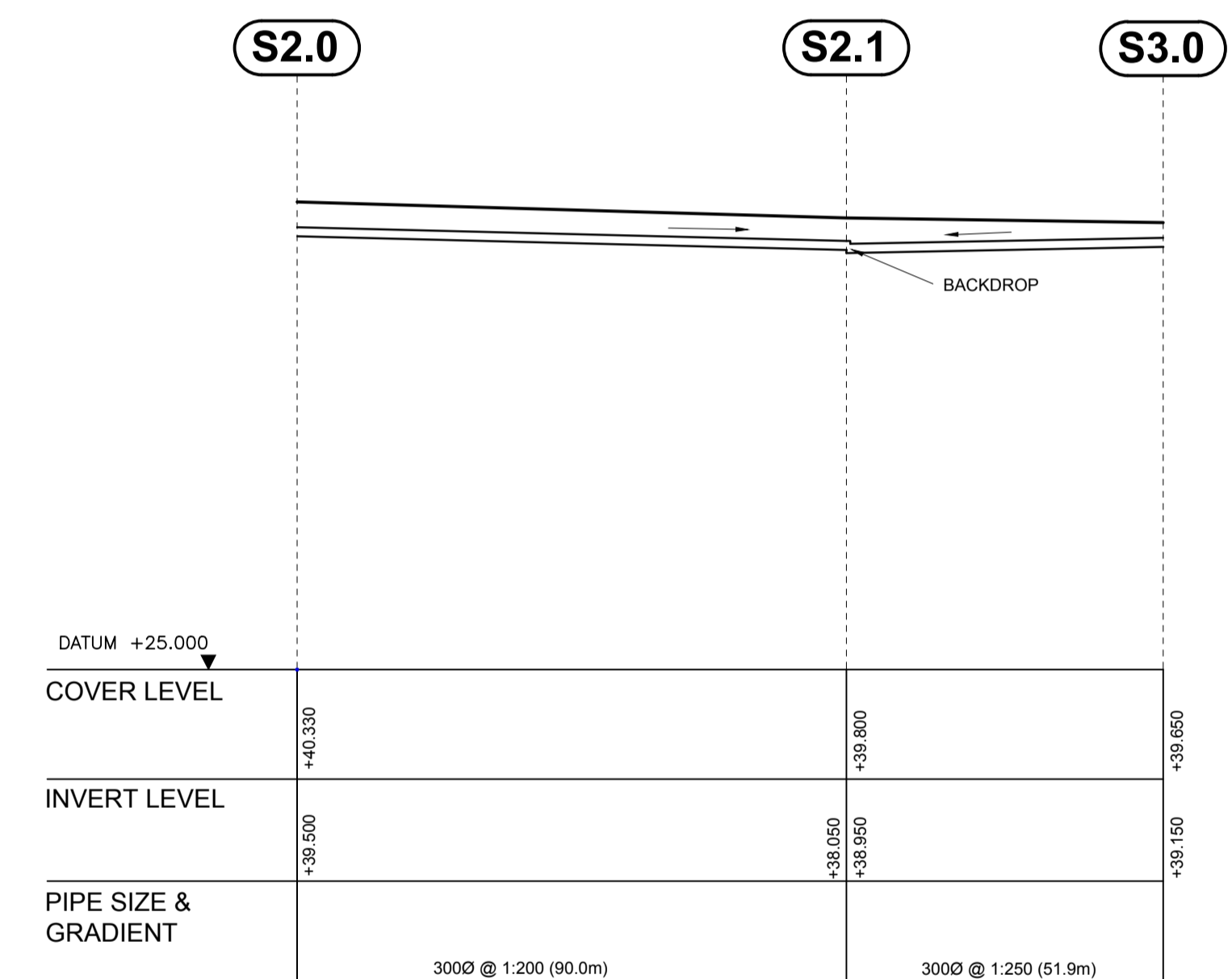
**FOUL DRAINAGE LONGITUDINAL SECTION  
MH F1.6 - EXISTING MH C**

HORIZONTAL SCALE 1:1000 @ A1; 1:200 @ A3  
VERTICAL SCALE 1:200 @ A1; 1:400 @ A3



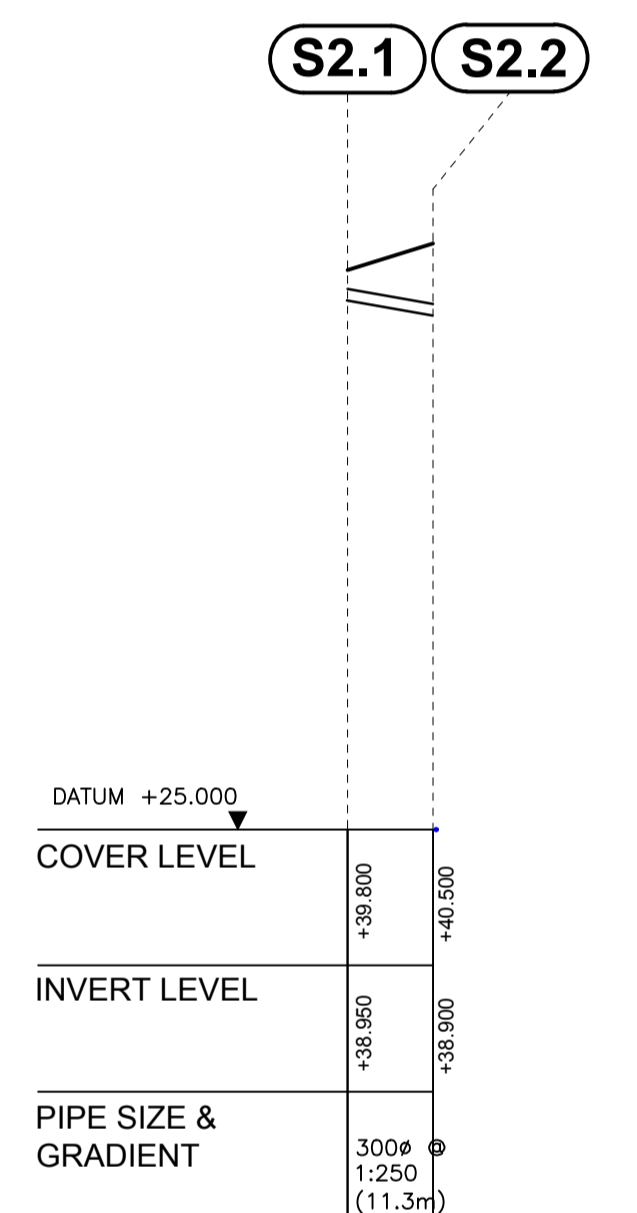
**SURFACE DRAINAGE LONGITUDINAL SECTION  
MH S1.0 - MH Ex. S**

HORIZONTAL SCALE 1:1000 @ A1; 1:200 @ A3  
VERTICAL SCALE 1:200 @ A1; 1:400 @ A3



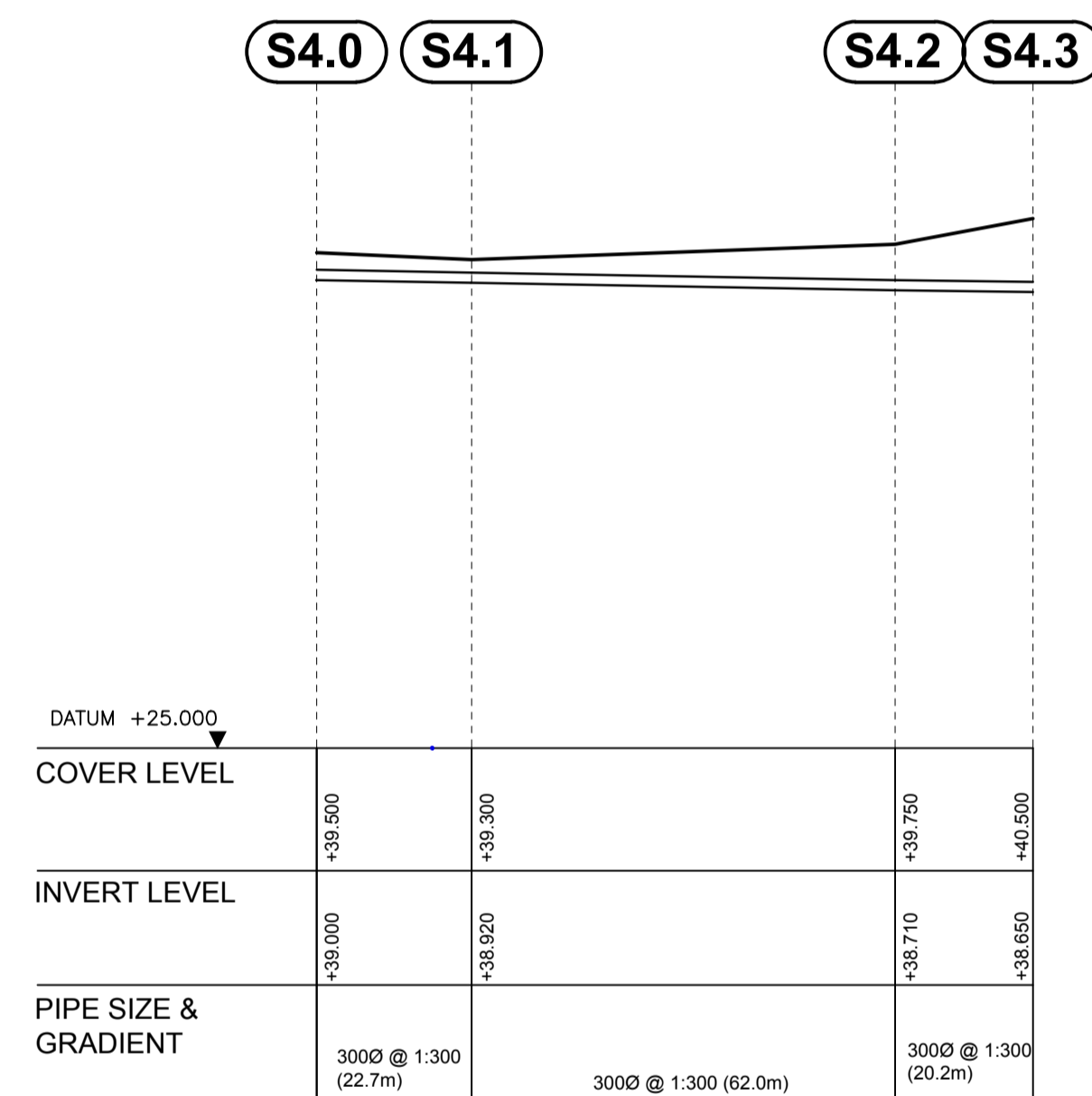
**SURFACE DRAINAGE LONGITUDINAL SECTION  
MH S2.0 - MH S3.0**

HORIZONTAL SCALE 1:1000 @ A1; 1:200 @ A3  
VERTICAL SCALE 1:200 @ A1; 1:400 @ A3



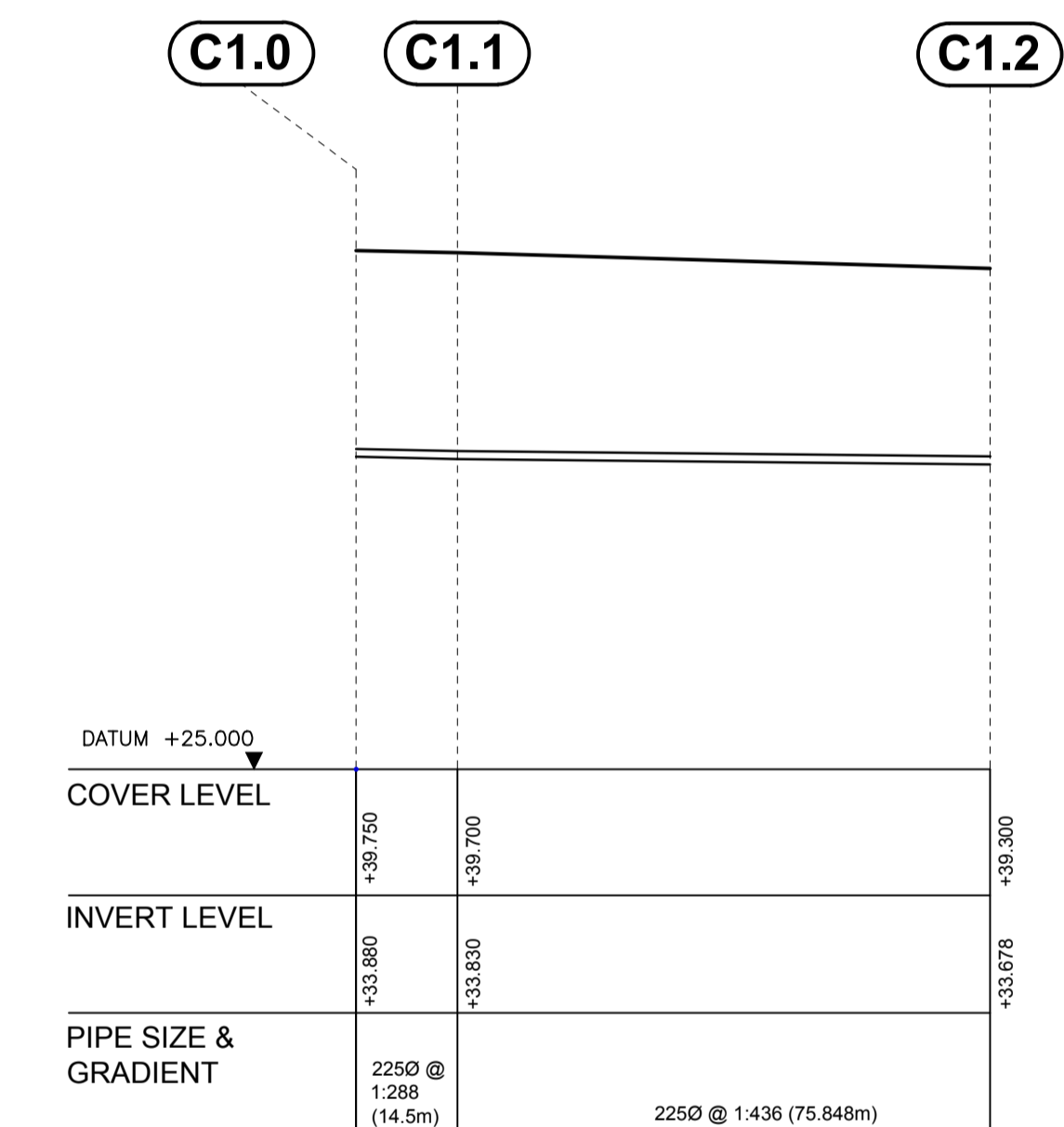
**SURFACE DRAINAGE LONGITUDINAL SECTION  
MH S2.1 - MH S2.2**

HORIZONTAL SCALE 1:1000 @ A1; 1:200 @ A3  
VERTICAL SCALE 1:200 @ A1; 1:400 @ A3



**SURFACE DRAINAGE LONGITUDINAL SECTION  
MH S4.0 - MH S4.3**

HORIZONTAL SCALE 1:1000 @ A1; 1:200 @ A3  
VERTICAL SCALE 1:200 @ A1; 1:400 @ A3



**COMBINED DRAINAGE LONGITUDINAL SECTION  
MH C1.0 - MH C1.2**

HORIZONTAL SCALE 1:1000 @ A1; 1:200 @ A3  
VERTICAL SCALE 1:200 @ A1; 1:400 @ A3

PL2	18.04.19	ISSUED FOR PLANNING	KS	SM	CR	AC
PL1	06.03.19	ISSUED FOR PLANNING	MC	SM	CR	AC
ISSUE	DATE	DESCRIPTION	DRN	ORIG	P.E.	P.D.

DRAWING STAGE: **PLANNING**

**BM**  
DUBLIN OFFICE: Sandwith House, 52-54 Lower Sandwith Street, Dublin 2, Ireland. Tel: (01) 677 3200 Fax: (01) 677 3164  
LONDON OFFICE: 12 Mill Street, London SE1 2AY, United Kingdom. Tel: (0044) 084 5413 2722  
Consulting Engineers, Civil, Structural, Project Management. E-mail: bmce@bmce.ie Web: www.bmce.ie

**The Institution of Structural Engineers** **ACEI** **IBCE**

CLIENT: **DEVELOPMENT 8**

PROJECT TITLE: **CONCORDE RESIDENTIAL DEVELOPMENT** BM PROJECT No: **18.232**

MODEL REFERENCE: **CCRD-BMD-00-ZZ-DR-C-1010** MODEL REV: **P1** SUITABILITY: **S1**

DRAWING TITLE: **LONGITUDINAL DRAINAGE SECTIONS**

DRAWING No: **CCRD-BMD-00-ZZ-DR-C-1100** ISSUE: **PL2**